

1 When To Test

Clinical Indicators

- Abnormal liver function tests (LFTs) (males, ALT \geq 30 U/L; females, ALT \geq 19 U/L)
- Jaundice

Presence of Risk Factors

- Injecting drug use (current/ever)
- Sharing of snorting equipment
- Born in high prevalence region[^]
- Blood transfusions and blood products before 1990 in Australia
- Unsterile tattooing/body piercing
- Unsterile medical/dental procedures/blood transfusions in high prevalence countries
- Time in prison
- Needlestick injury
- Mother to child transmission
- Sexual transmission in men who have sex with men (MSM)
- Sexual transmission in those who are HIV positive

[^]Africa, the Middle East (in particular Egypt), the Mediterranean, Eastern Europe, and South Asia

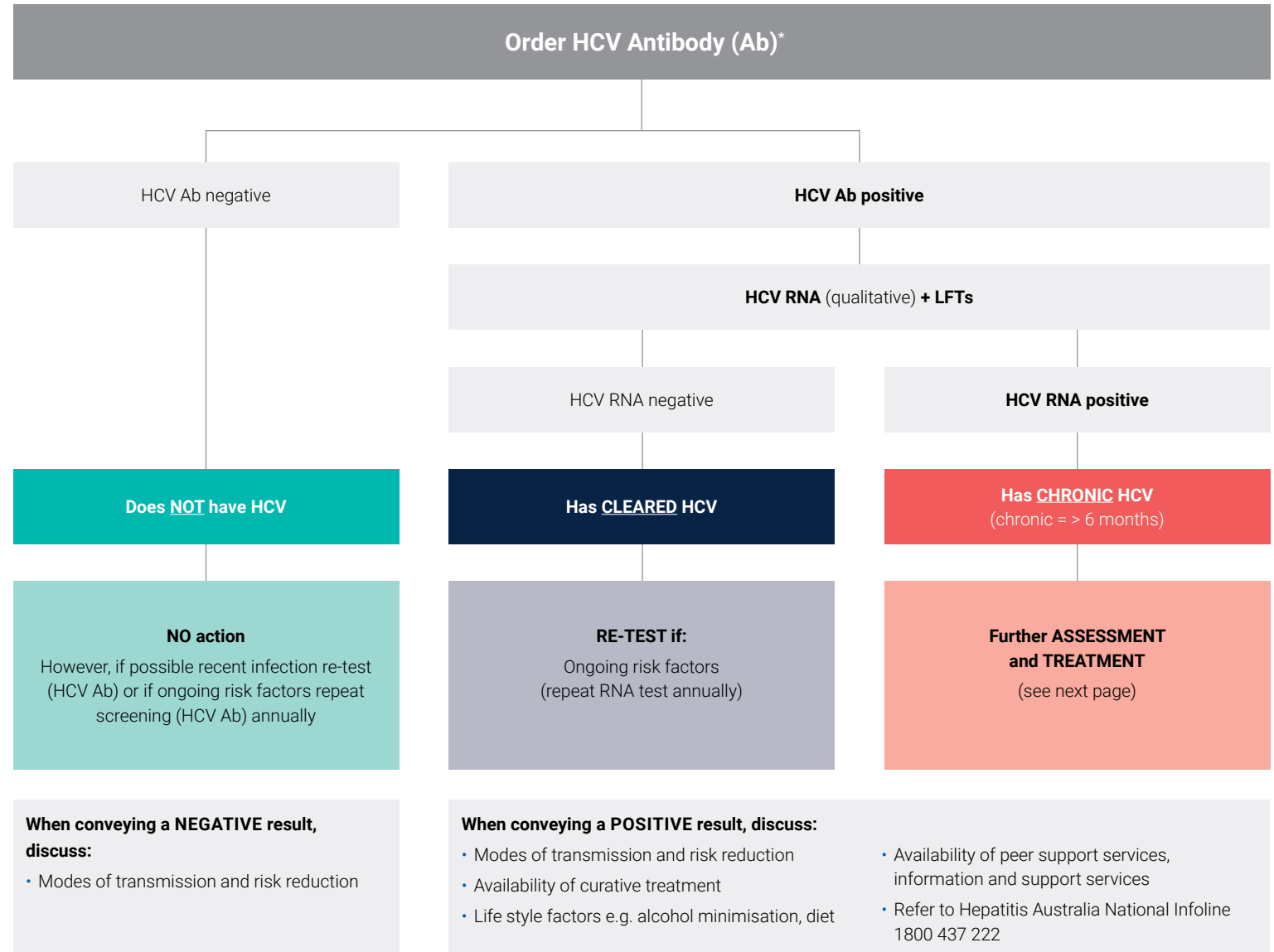
Other

- Initiating PrEP
- When someone requests a test

When gaining informed consent before testing, discuss:

- Reason for test
- Availability of curative treatment

2 Test/s, Results and Actions




*If high level suspicion also consider requesting reflexive HCV RNA + LFTs

3 Pre-Treatment Assessment


Baseline screening after positive HCV PCR

- Full Blood Count
- Urea, electrolytes, creatinine
- LFTs (including AST) and INR

Assess liver fibrosis: cirrhotic status

- Signs of chronic liver disease (spider naevi, palmar erythema, jaundice, encephalopathy, hepatomegaly, splenomegaly, ascites, peripheral oedema)
- Non-invasive assessment of fibrosis: 
 - Serum biomarkers such as APRI (<1.0 means cirrhosis unlikely). Calculator available www.hepatitisc.uw.edu/page/clinical-calculators/apri
 - Elastography assessment e.g. Fibroscan (>12.5 kPa consistent with cirrhosis)


Check for other causes of liver disease

- Check for viral coinfection: 
 - HIV Ab
 - Hepatitis A – check hep A IgG; vaccinate if negative
 - Hepatitis B – check HBsAg, anti-HBc and anti-HBs; vaccinate if all negative
- Heavy alcohol intake
- Fatty liver disease - check weight, BMI

Check for other major co-morbidities

- Renal impairment (eGFR < 50) 

Review previous HCV treatment

- Choice/length of treatment may be influenced by prior HCV treatment experience/response 

Consider pregnancy and contraception

- HCV treatment not recommended for use in pregnant or lactating women

4 Treatment

Is your patient likely to have cirrhosis?
(APRI ≥ 1.0 or Fibroscan > 12.5 kPa)

 Yes

 No

Discuss with or refer to a specialist*

Has your patient received previous treatment for HCV?

 Yes

 No

Discuss with or refer to a specialist*

Treatment	Dosage	Duration if no cirrhosis present	Duration if cirrhosis present
SOF/VEL [~] (Epclusa [®])	400/100mg Once-daily (1 pill)	12 weeks	12 weeks
GLE/PIB [~] (Maviret [®])	100/40mg per pill Once-daily (3 pills)	8 weeks	12 weeks

- Check for drug-drug interactions at www.hep-druginteractions.org
- Call the PBS Authority Script Line (1800 020 613) for approval

Consult with your local specialist or complete the online remote consultation form at reach-C.ashm.org.au (turn-around time <24 hours).


#All patients with cirrhosis or prior HCV treatment experience should be reviewed by someone experienced in hepatitis C treatment. If cirrhosis is suspected (APRI ≥ 1.0 or elastography > 12.5 kPa), further evaluation is required before commencing treatment.

5 Monitoring

Monitoring while on treatment

- Generally not required but approach should be individualised
- Side effects of HCV treatment are generally minimal

12 weeks post treatment

- HCV RNA to confirm cure (sustained virological response SVR12 = cure) 
- LFTs

6 Follow Up

If your patient has no cirrhosis and normal LFT results (males, ALT < 30 U/L; females, ALT < 19 U/L) ALT = alanine aminotransferase
No clinical follow-up for HCV required

If your patient has ongoing risk factors

Annual HCV RNA test. If re-infected offer re-treatment and harm reduction strategies

If your patient has abnormal LFT results

(males, ALT ≥ 30 U/L; females, ALT ≥ 19 U/L)
Evaluate for other causes of liver disease and refer to specialist for review

If your patient has cirrhosis

Refer to specialist. Patients with cirrhosis require long-term monitoring:

- 6-monthly abdominal ultrasound (hepatocellular carcinoma screening)
- Consideration of screening for oesophageal varices
- Osteoporosis: 2-yearly DEXA scans and monitor serum vitamin D

CONSULT WITH A SPECIALIST IF:

Pre-treatment

- Prior treatment failure of HCV treatment
- Cirrhosis is present or likely – APRI ≥ 1 and elastography score not available; elastography > 12.5kPa
- Coinfected with HIV or HBV
- Renal impairment (eGFR < 50)
- Complex drug interactions
- Complex co-morbidities

- Not comfortable prescribing HCV treatment

During treatment

- Major medication side effects

Post-treatment

- RNA positive 12 weeks post treatment
- Abnormal LFTs at SVR12

For more information www.hepcguidelines.org.au.

To discuss cases with your peers visit the ASHM Hepatitis C Community of Practice at www.ashm.org.au/hepc-forum/

[~]SOF/VEL = Sofosbuvir/Velpatasvir ; GLE/PIB = Glecaprevir/Pibrentasvir